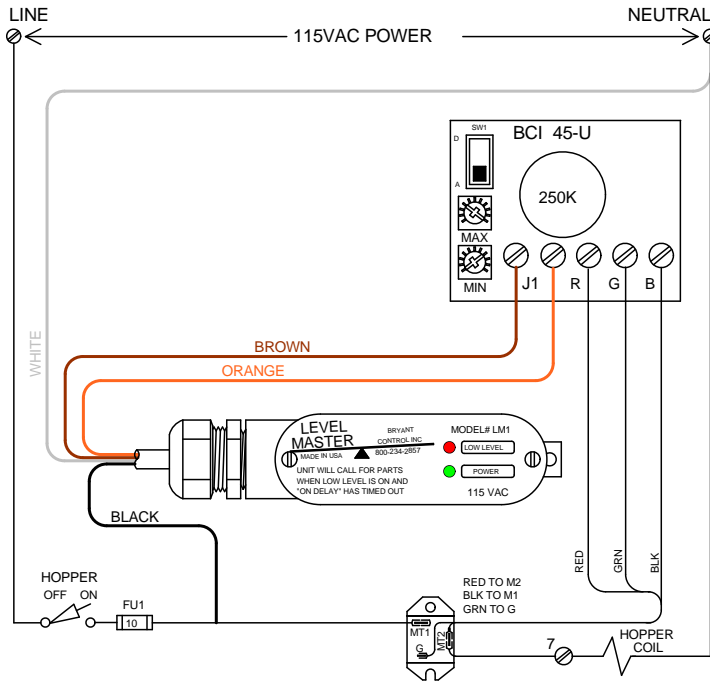
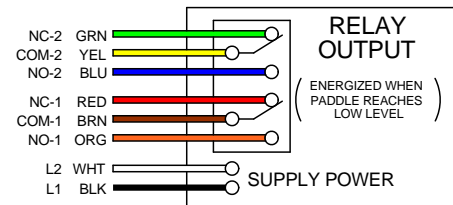
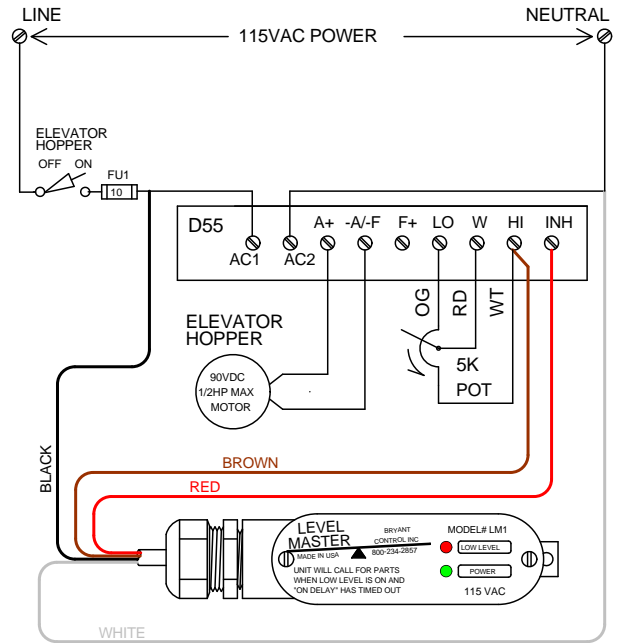


TYPICAL WIRING DIAGRAMS FOR INSTALLATION OF LM1CC "LEVEL MASTER" BOWL LEVEL CONTROL

VIBRATORY HOPPER APPLICATION



DC MOTOR CONTROL APPLICATION

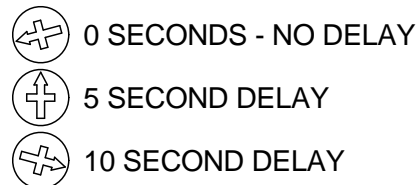


TYPICAL HOOKUP { J1 (ENABLE) USE BROWN & ORANGE
 D55 (INHIBIT) USE BROWN & RED

WARNING: Black lead must be connected to FUSED power.

TIME DELAY ADJUSTMENT:

- 1) DISCONNECT POWER!!
- 2) REMOVE COVER AND CIRCUIT BOARD
- 3) SET "ON DELAY" TO DESIRED VALUE (0-10 SECONDS)
- 4) SET "OFF DELAY" TO DESIRED VALUE (0-10 SECONDS)
- 5) REPLACE BOARD AND COVER



NOTE: OTHER DELAYS ARE POSSIBLE ANYWHERE BETWEEN THESE 0-10 SECOND SETTINGS

